

# THE AOG - PART 2

## CAMPUSES AND FACILITIES



01 November 2023

CONTENTS

|       |                           |    |
|-------|---------------------------|----|
| 1     | WUAS Campuses .....       | 3  |
| 1.1   | Apeldoorn Campus.....     | 3  |
| 1.1.1 | Brinklaan Building.....   | 4  |
| 1.1.2 | Spoorstraat Building..... | 5  |
| 1.2   | Amsterdam Campus.....     | 6  |
| 1.3   | Classroom Facilities..... | 9  |
| 1.4   | Accessibility .....       | 9  |
| 2     | WUAS Study Centres .....  | 10 |
| 2.1   | Munich Study Centre.....  | 10 |

## 1 WUAS Campuses

WUAS has 2 campuses in the Netherlands and 1 study centre for distance learning in Germany . The main WUAS campus is located in Apeldoorn, the Netherlands, with a second in the city of Amsterdam. Together with our partner New European College (NEC), we have a study centre in Munich, Germany.

We encourage all staff members and visitors to use public transport to come to our campuses and study centres.

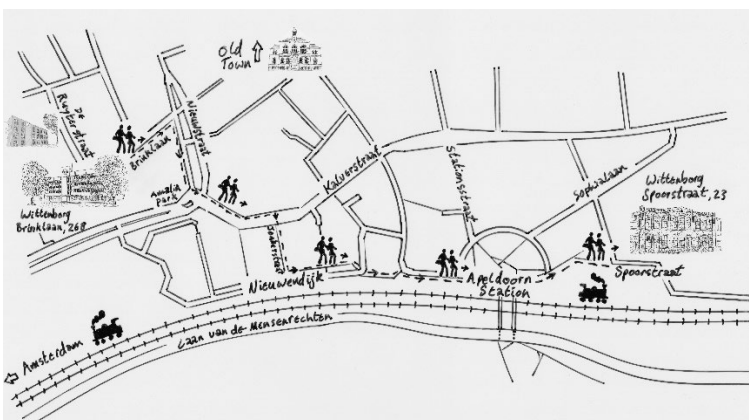
### 1.1 Apeldoorn Campus



The Apeldoorn campus consists of two buildings:

- Brinklaan Building: Brinklaan 268, 7311 JD Apeldoorn
  - Open: 08:00 – 18:00, Monday – Friday
- Spoorstraat Building: Spoorstraat 23, 7311 PE Apeldoorn
  - Open: 08:00 - 17:00, Monday – Friday

The buildings are located within walking distance of each other.



Both locations in Apeldoorn share a central telephone number: +31 (0)88 6672 688.

### 1.1.1 Brinklaan Building

The Brinklaan building is the main address of WUAS and is home to the offices of all departments, as well as some classrooms and meeting rooms. WUAS directors also have their offices in the same building.

#### *Building and Office Facilities*

The Brinklaan building includes the following facilities for students and staff:

- Classrooms (all three floors)
- Office space
- Kitchen/kitchenette (ground floor, 1<sup>st</sup> floor, 3<sup>rd</sup> floor)
- Consultation and meeting rooms (ground floor)
- Conference Room (3<sup>rd</sup> floor)
- Coffee area/break room (1<sup>st</sup> floor)
- Teachers area (1<sup>st</sup> floor)
- Study area (2<sup>nd</sup> floor)
- Small library (1<sup>st</sup> floor)
- Lactation room for new mothers (ground floor)
- Copy room (ground floor)

Printing and copying can be done from the WUAS printing station on the ground floor. It is possible to print from all WUAS workstations.

#### *Directions – Public Transport*

The Brinklaan building is perfectly accessible by public transport. The closest bus stops are Amaliapark and Hoofdstraat, both accessible within 2 minutes walking distance. Alternatively, Apeldoorn station is accessible within 15 minutes walking distance, making it convenient if you arrive in Apeldoorn by train from other cities in the Netherlands.

#### *Directions – Car*

The Brinklaan building is easily accessible by car. For directions, please follow [this link](#).

#### *Parking*

The Brinklaan building has a parking lot for bikes and cars at De Ruyterstraat 3, 7311 HS Apeldoorn. This is around the corner from the building's main entrance.

We have an automated parking barrier installed at both locations in Apeldoorn. All staff members who use their personal vehicles to commute (or need access parking lots) require access to the gate. To request access to the parking facilities, please fill in the [WUAS Parking Request Form](#).

Please note that we use the Paxton app for parking at Brinklaan. We will register your account for the app using your WUAS credentials and you will receive instructions through the email provided to install the app

on your smartphone. Once activated, you can access the parking lot by holding your phone with the app opened close to the reader at the gate. The barrier will then open automatically.

Please note that WUAS does not guarantee parking spots. If the parking lot is full, you can park at Parkeergarage Brinklaan, located under the Amailapark at Brinklaan 145, 7311 JM Apeldoorn. This is a paid parking garage just across the street from the Brinklaan building. WUAS principally does not cover costs for parking. For an indication of the rates, you can check [here](#).

### 1.1.2 Spoorstraat Building

The Spoorstraat building houses additional classrooms, and functions as the working location for some staff members working in ICT, Education, and the Support Office.

#### *Building and Office Facilities*

The building includes the following facilities for students and staff:

- Classrooms
- Office space
- Kitchen and break room
- Study area with computers
- Library
- Lactation room for new mothers

Printing and copying can be done from the WUAS printing station on the ground floor. It is possible to print from all WUAS workstations.

#### *Directions – Public Transport*

When you arrive at Apeldoorn Railway station please follow “centrum-zijde” towards the buses. From there it is a 3-minute walk to the right-hand side, crossing the bus station.

#### *Directions – Car*

The Spoorstraat building is easily accessible by car. For directions, please follow [this link](#).

#### *Parking*

The Spoorstraat building has a parking lot for bikes and cars directly next to the building, on the right side of the main entrance.

We have an automated parking barrier installed at both locations in Apeldoorn. All staff members who use their personal vehicles to commute (or need access parking lots) require access to the gate. To request access to the parking facilities, please fill in the [WUAS Parking Request Form](#).

For parking at Spoorstraat, your mobile number will be pre-programmed in the system once you request access to our parking facilities. When arriving at the location, you need to call the following dedicated

telephone number: +337000007084477 for the barrier to open. The phone will ring once and the barrier will be open after that. No additional charges will incur with this call.

Please note that WUAS does not guarantee parking spots. If the parking lot is full, you can park at Parkeergarage Koningshaven, located at Stationsstraat 94, 7311 MJ Apeldoorn. This is a paid parking garage within 5 minutes walking distance of the Spoorstraat building. WUAS principally does not cover costs for parking. For an indication of the rates, you can check [here](#).

## 1.2 Amsterdam Campus



The Amsterdam campus is located in Southeast Amsterdam, near the Bijlmer Arena station:

- Address: Herikerbergweg 260 1101 CT Amsterdam
- Telephone: +31 (0)886672689
- Open: 08:00 – 17:30, Monday – Friday

Wittenborg Amsterdam is located on the 2<sup>nd</sup> floor of the Dali building, which is an easy 10-minute walk from Amsterdam Bijlmer Arena Station. The Dali building is one of the Arena Plaza office buildings along the Hoogoorddreef and Holterbergweg roads. You can get to our campus by both private and public transport (train, metro, bus). The Amsterdam campus features several classrooms, a lounge and breakroom, and is home to the offices of staff members working for several departments, such as Student Support, Education, Timetable, and Communication.

### *Building and Office Facilities*

The building includes the following facilities for students and staff:

- Classrooms
- Office space
- Teachers' lounge and work area
- Student lounge
- Kitchen and break room
- Small library
- Meeting room
- Lactation room for new mothers

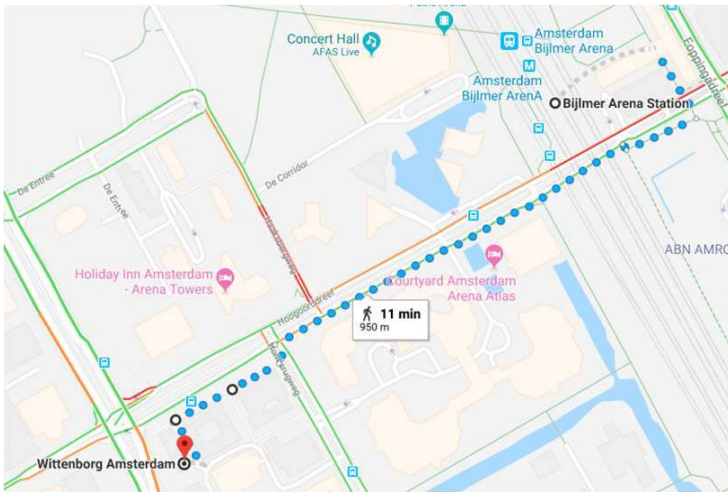


- F&B facilities, including cafeterias are available in the surroundings of the Plaza Arena

Printing and copying can be done from the WUAS workstation at the Amsterdam campus.

*Directions – Public Transport*

The walking route from Amsterdam Bijlmer Arena Station is approximately 10 minutes.



**By Metro:**

Take line 50 or 54 (direction Gein) to get to Amsterdam Bijlmer Arena Station. Go out of the left exit (direction IMAX cinema). Turn left and walk 100 m. Turn right onto Hoogoorddreef. Walk 900 m.



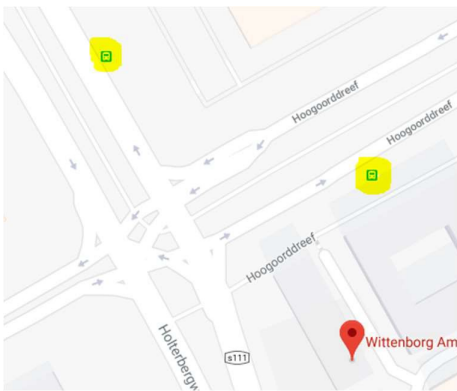
On the left you will see the group of office buildings - the Arena Plaza. Take the last stairs.



The Dali building will be on your right. You will see the sign above the door.

**By Bus:**

Take any one of buses 171 (direction Aalsmeer Hortensiaplein), 300, 356 (direction Haarlem) from Amsterdam Bijlmer Arena Station. Your stop is Holterberweg. The bus stops near WUAS Amsterdam, see map below.



*Directions – Car*

The campus is just a few minutes by car from the A10 ring road via the S111/Holterberweg. Take exit 11- Amsterdam-Amstel for s111 toward Amsterdam-Amstel. Continue onto Johannes Blookerweg/s111. Drive 800 m. Use any lane to turn left onto Spaklerweg/s111. Drive 3.4 km. Turn left onto Herikerbergweg. Drive 100 m. Turn left to stay on Herikerbergweg. Drive 250 m. Wittenborg Amsterdam is on your right.





### *Parking*

There is a public parking garage beneath the Dali-building. If you park in the garage, leave your vehicle at the far end on the left-hand side of the garage for your own convenience, as entry to the Dali-building is located on that side. Please note that since this is a public parking garage, fees apply.

There are only two parking slots available for WUAS staff at Amsterdam Campus. Please contact the Amsterdam team at [ams@wittenborg.eu](mailto:ams@wittenborg.eu) to ask to reserve a spot and parking tag before you come to the campus. This is subject to availability and we cannot guarantee a parking spot.

### **1.3 Classroom Facilities**

All WUAS classrooms feature a digital projector, a screen, whiteboard and flipcharts. Additional supplies that may be needed for teaching, such as markers, pointers, etc., are available at the Front Desk. Please also refer to the Faculty Handbook (Part 4).

### **1.4 Accessibility**

All WUAS campuses have elevators and are fully accessible for people with disabilities.

## 2 WUAS Study Centres

WUAS has two study centres in Germany and Austria for distance learning students.

### 2.1 Munich Study Centre



New European College (NEC) is WUAS's Munich study centre and students can study WUAS bachelor's and master's programmes there.

- Address: Wolfratshauer Strasse 84, 81379 Munich, Germany
- Telephone: +49 (0) 89 8130 2018
- Open: 08:30 – 17:30, Monday – Friday

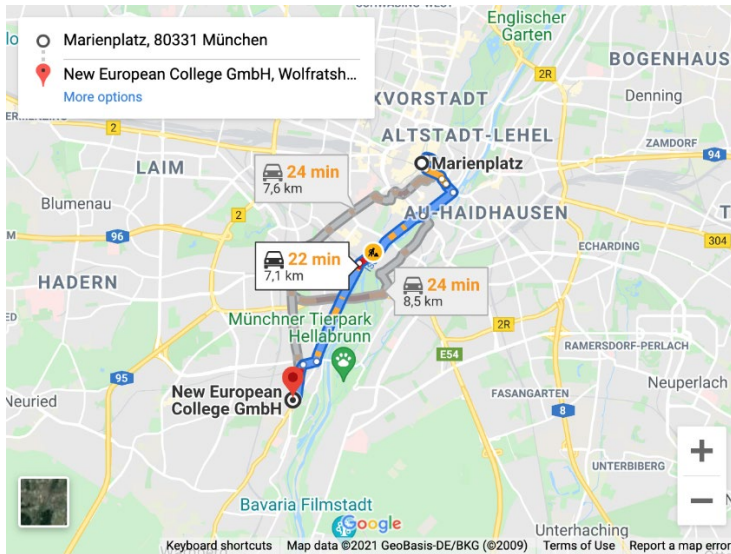
The Munich study centre is home to their own Front Desk and Admissions Office, as well as process tutors. The Munich study centre has a meeting room, 2 social rooms for students, one of them fully equipped with computers, and a library.

#### *Directions – Public Transport*

The campus is very close (8-min. walk) from U3 Obersendling station and the S7 Siemenswerke station.

#### *Directions – Car*

The study centre is just 20 min. away from the city centre. Take Sparkassenstrasse and Tal to Isartorpl. Drive 4 min. (900 m) Then take Auenstrasse and Schäftlarnstrasse to Fraunbergstrasse. Drive 14 min. (5.1 km) Afterwards, take Schmiedberg to Wolfratshauer Str./B11. Drive 2 min. (600 m) and turn left onto Wolfratshauer Str./B11. Destination will be on the right.



### *Parking*

The Munich study centre encourages students and lecturers to travel by bike or public transport. Public car parking facilities are available near the NEC building, though you may not park your car anywhere on the side of the road. There are several areas with temporary or permanent parking restrictions, but there are also plenty of free parking places for students studying at NEC.